

Blind gentian

Gentiana clausa

Species likely to be designated as threatened or vulnerable

30 to 60 cm



CHARACTERISTICS

- Flowers that do not open, composed of 4 or 5 petals.



Donald Cameron



Frédéric Coursol



Frédéric Coursol



OBSERVATION PERIODS

Identification: during flowering

Flowers: mid-August to October

Fruits: autumn

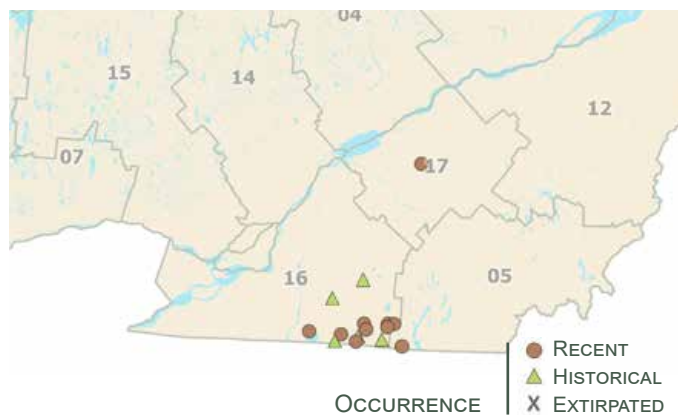


HABITAT

Cool soils disturbed by periodic flooding and human disturbance:

- riparian hardwoods (red maple)
- shrub swamps
- agricultural wasteland
- roadsides

DISTRIBUTION IN QUEBEC



The very low number of occurrences of the species in Quebec, with small local populations, often of low viability, partly explains its precarious situation at the northern limit of its range.




MANAGE YOUR FOREST WHILE PROTECTING AT-RISK FLORA

Your woodlot contributes to the protection of forest species in precarious situations. It is often preferable to avoid forest management interventions in their habitats. If such activities must be carried out, the protection of these species requires the following precautions:


STEP 1: IDENTIFY AND LOCATE THE SPECIES

Onsite, during the appropriate identification period, locate all the plants of the species (or have this done by a competent person). Then outline the zones where they are found (occupied zones) as well as the surrounding buffer zone.



STEP 2: PROTECT THE PLANTS


This species requires particular attention. It is listed as a species likely to be designated as threatened or vulnerable because the available information suggests that its survival is compromised.



STEP 3: AVOID MAJOR DISTURBANCES

in the occupied and buffer zones

- Ø Landing (wood piling) areas
- Ø Forest road construction
- Ø Forest drainage
- Ø Clearcuts
- Ø Scarification of the forest floor



STEP 4 : ADAPT PRACTICES BASED ON SPECIES SENSITIVITY

Sensitivity to opening of the forest canopy

Low to moderate


Sensitivity to drainage pattern changes

High

Sensitivity to trampling and mechanical damage

High


In the occupied and buffer zones, opening of the forest canopy is allowed. Use partial cuts or low-intensity thinning to maintain shade and its beneficial effect on soil moisture.



In the buffer zone, avoid altering drainage and minimize soil compaction: use an adapted skidder or forwarder and plan logging trails on soils with adequate load-bearing capacity.



In the occupied zone, carry out forestry operations in winter, on frozen ground, and keep machinery out of this zone, given the species' sensitivity to physical damage. Avoid leaving logging residues (branches, etc.).



If the plant cannot be identified or located, apply the protection measures to the entire forest stand.

Advise forest workers about plant locations as well as protection measures to apply.

This fact sheet was developed through the integration of scientific elements and discussions between experts from the MRNF and the MELCCFP. The recommendations may evolve as new knowledge becomes available. For references, please visit afm.qc.ca/fiches-paf-bonifies.